

Ashland

Premier Series

Redman
Homes of Nebraska

Factory Expo

"Factory Direct Value" HOME CENTERS

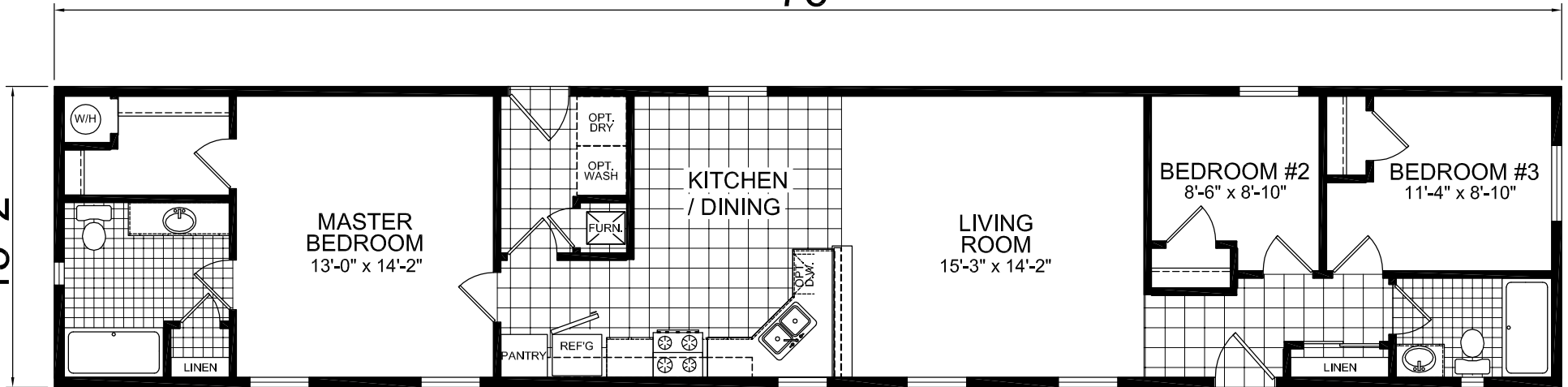
Single Section
3 Bedroom, 2 Bath
Approx. 1,153 Sq. Ft.

Last Updated: 6-21-11

"A" SIDE

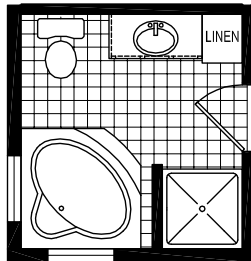
76'

"D" SIDE
15'-2"



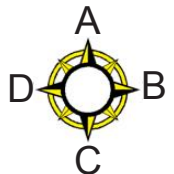
"B" SIDE

"C" SIDE



OPT
GLAMOUR
BATH

OPT
WINDOW



115 Titan Roberts Road
Lillington NC 27546

For Detailed Directions See Map On Our Website

I authorize Factory Expo Homes to build my house, per this plan.

X _____
Customer Signature/Date

1-800-504-3219

www.ExpoMobileHomes.com

1-800-504-3219

www.ExpoMobileHomes.com

Important: Due to our policy of continuing improvement, all information in our brochures may vary from actual home. The right is reserved to make changes at any time, without notice or obligation, in colors, materials, specifications, processes, and models. All dimensions and square footage calculations are nominal and approximate figures. Please check with your sales person for specific and current information.